

EMSI



1187 Alturas Drive
Moscow, Idaho 83843
2088823567

Program Report



Economic Modeling Specialists, Inc. www.economicmodeling.com

EMSI

Region Info

Region: San Francisco larger MSA

County Areas: Alameda, California (6001), Contra Costa, California (6013), Marin, California (6041), San Francisco, California (6075), San Mateo, California (6081), Santa Clara, California (6085)

Executive Summary

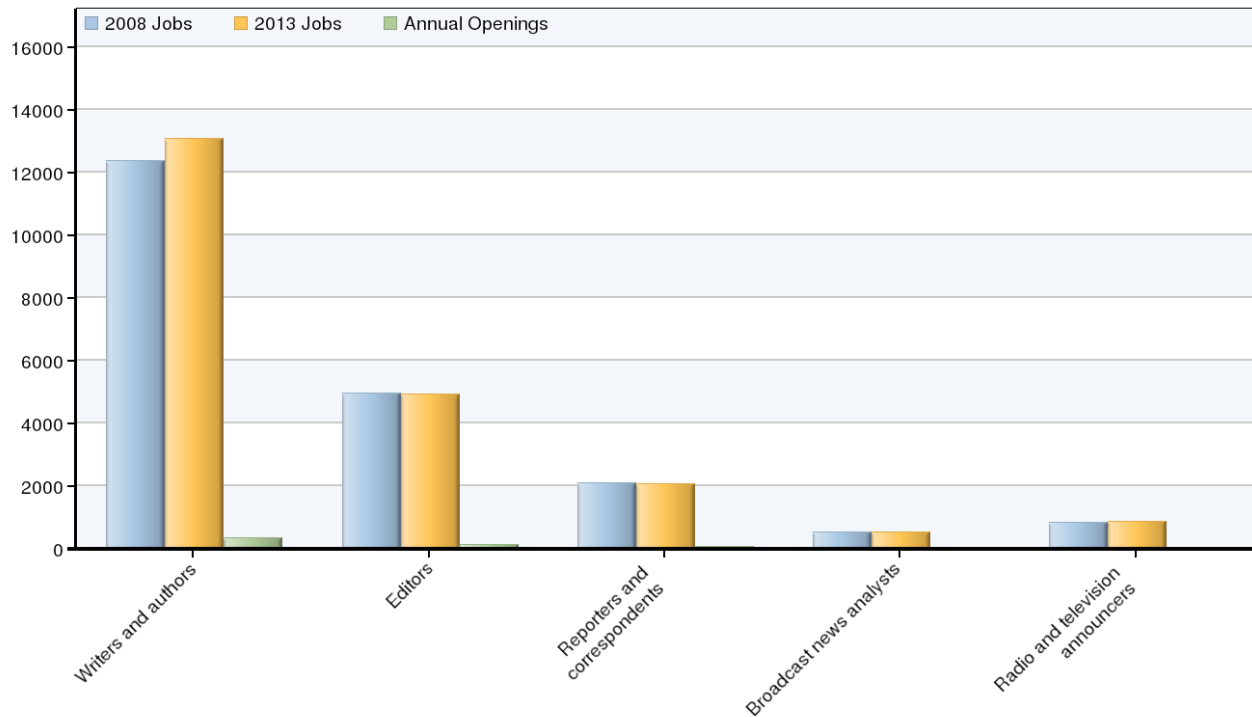
Program
Broadcast Journalism (TOP 0604.30)

Program Occupations
Radio and television announcers (SOC 27-3011)
Broadcast news analysts (SOC 27-3021)
Reporters and correspondents (SOC 27-3022)
Editors (SOC 27-3041)
Writers and authors (SOC 27-3043)

Summary	
2008 Occupational Jobs	20,775
2013 Occupational Jobs	21,439
Total Change	664
Total % Change	3%
2009 Median Hourly Earnings/Worker	\$14.84
Annual Openings	600
Total Replacement Jobs	2,338

Source: EMSI Complete Employment - Spring 2009

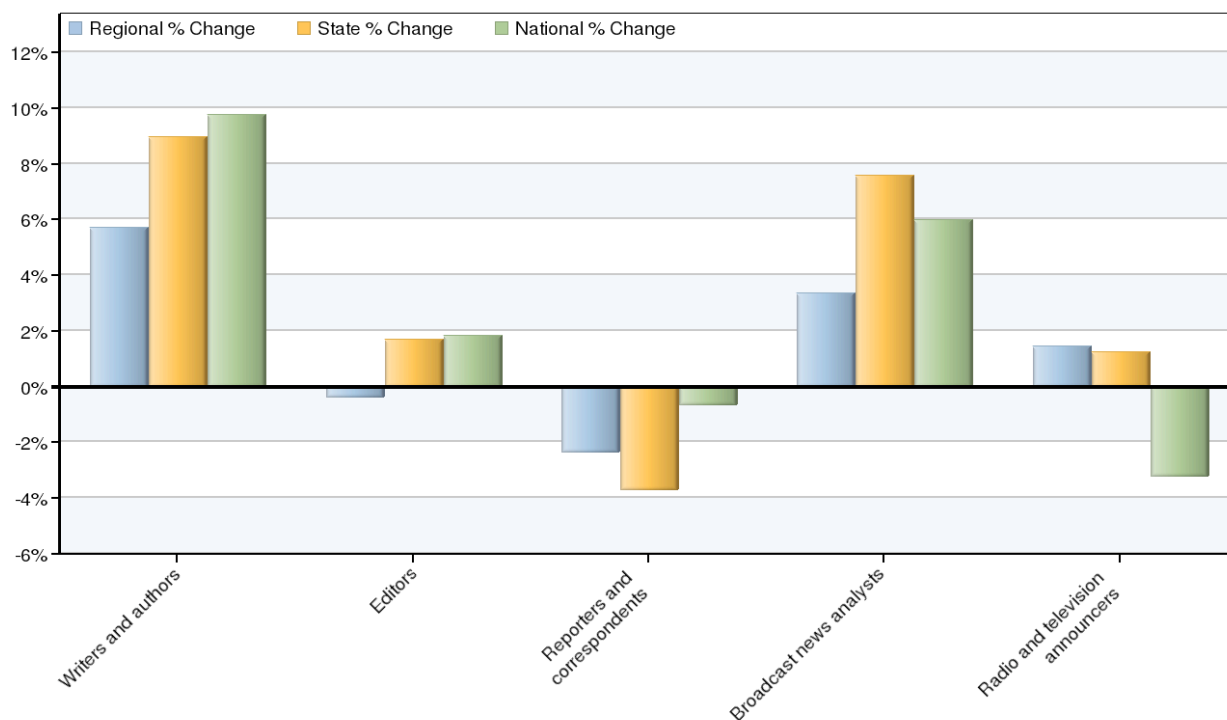
Occupational Breakdown



SOC Code	Description	2008 Jobs	2013 Jobs	Annual Openings	Replacement Jobs	Hourly Earnings	Education Level
27-3043	Writers and authors	12,378	13,082	353	1,060	\$11.02	Bachelor's degree
27-3041	Editors	4,943	4,924	138	711	\$22.01	Bachelor's degree
27-3022	Reporters and correspondents	2,104	2,054	54	319	\$21.32	Degree plus work experience
27-3021	Broadcast news analysts	510	527	19	76	\$15.14	Degree plus work experience
27-3011	Radio and television announcers	840	852	37	172	\$11.91	Long-term on-the-job training
	Total	20,775	21,439	600	2,338	\$14.84	

Source: EMSI Complete Employment - Spring 2009

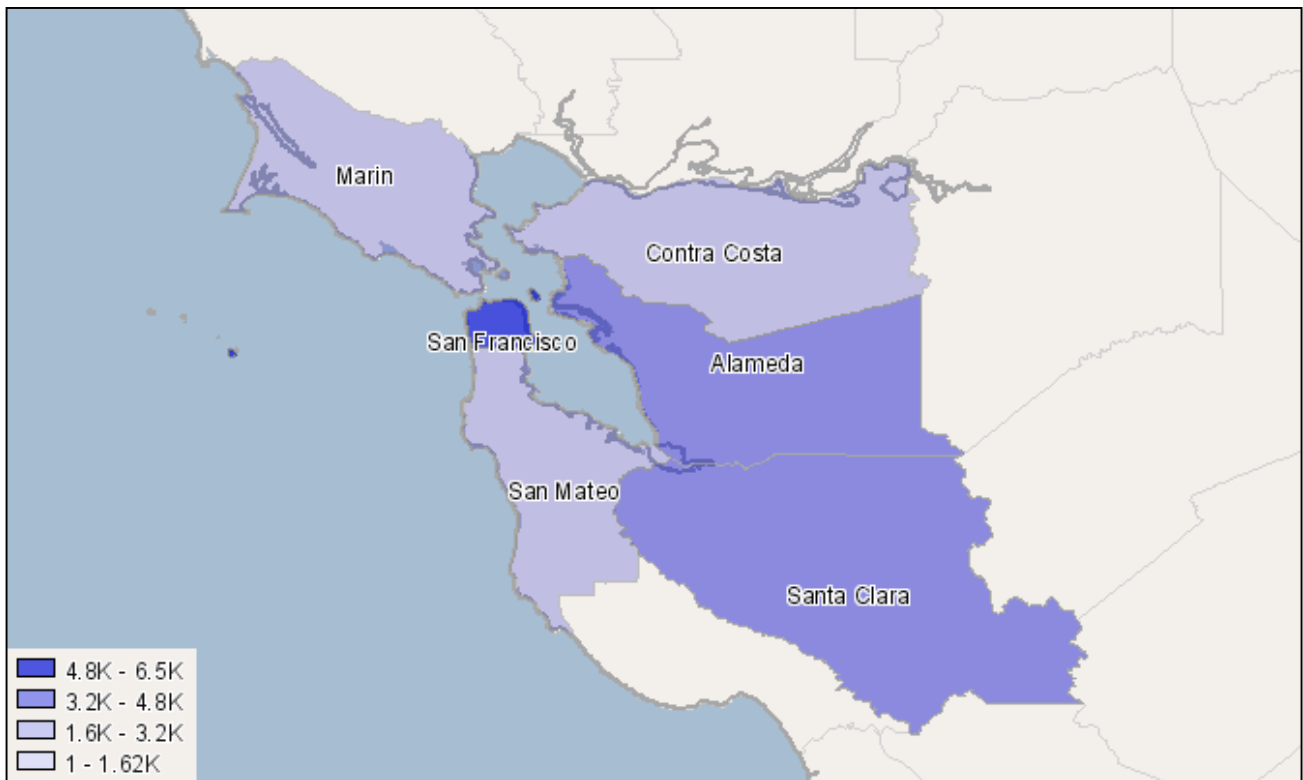
Occupational Change



SOC Code	Description	Regional Change	Regional % Change	State % Change	National % Change
27-3043	Writers and authors	704	6%	9%	10%
27-3041	Editors	-19	-0%	2%	2%
27-3022	Reporters and correspondents	-50	-2%	-4%	-1%
27-3021	Broadcast news analysts	17	3%	8%	6%
27-3011	Radio and television announcers	12	1%	1%	-3%

Source: EMSI Complete Employment - Spring 2009

Occupation Distribution



County	2008 Jobs
San Francisco, CA (6075)	6,481
Alameda, CA (6001)	4,295
Santa Clara, CA (6085)	3,857
Contra Costa, CA (6013)	2,343
San Mateo, CA (6081)	2,093
Marin, CA (6041)	1,707

Source: EMSI Complete Employment - Spring 2009

Data Sources and Calculations

Occupation Data

Organizing regional employment information by occupation provides a workforce-oriented view of the regional economy. EMSI's occupation data are based on EMSI's industry data and regional staffing patterns taken from the Occupational Employment Statistics program (U.S. Bureau of Labor Statistics). Wage information is partially derived from the American Community Survey. The occupation-to-program (SOC-to-CIP) crosswalk is based on one from the U.S. Department of Education, with customizations by EMSI.

State Data Sources

This report uses state data from the following agencies: California Labor Market Information Department.